


Stop-Arm Safety Procedures

Do's and Don'ts



New York State Vehicle and Traffic Law

NYS VTL 1174

Overtaking and Passing a School Bus

NYS VTL 1174(a)

Owner Liability for failure of operator to stop for a school bus
displaying a red visual signal and stop-arm

NYS VTL 1174

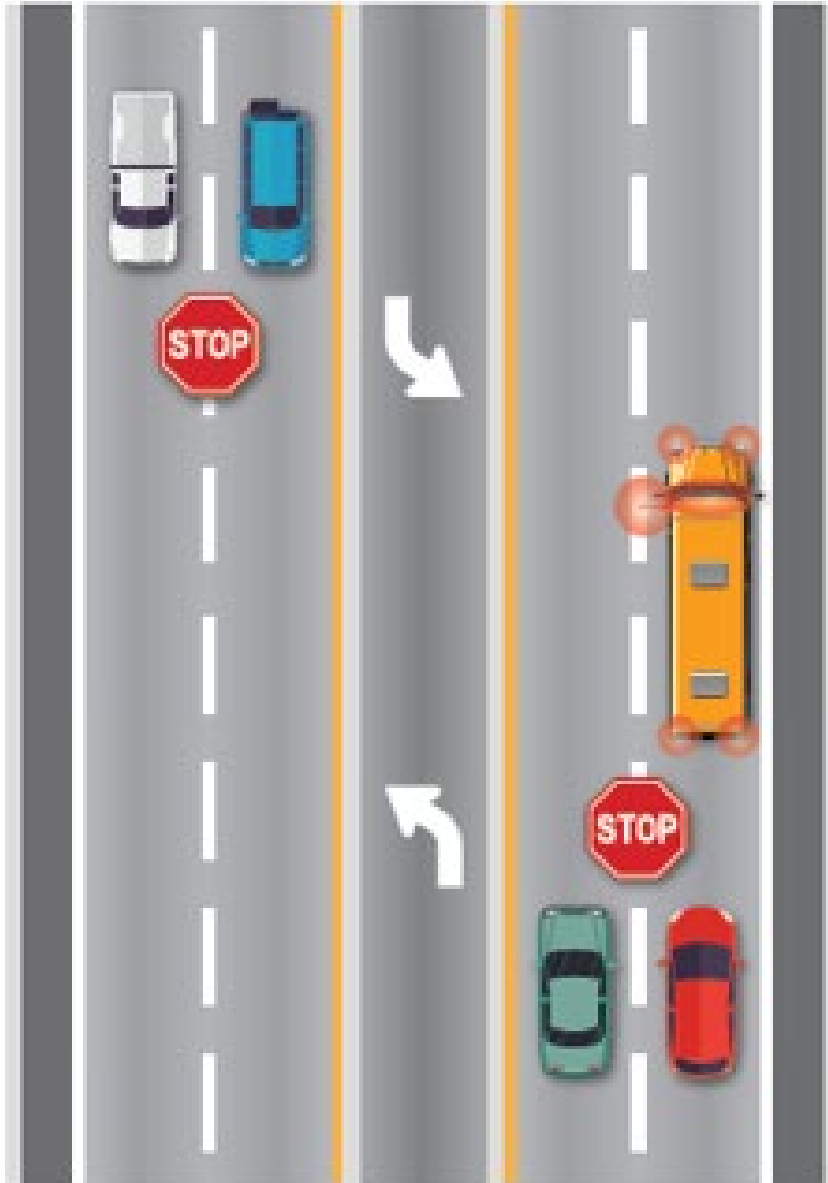
(a) The driver of a vehicle upon a public highway, street or private road upon meeting or overtaking from either direction any school bus marked and equipped as provided in subdivision twenty of section three hundred seventy-five of this chapter which has stopped on the public highway, street or private road for the purpose of receiving or discharging any passengers, or which has stopped because a school bus in front of it has stopped to receive or discharge any passengers, shall stop the vehicle before reaching such school bus when there is in operation on said school bus a red visual signal as specified in subdivision twenty of section three hundred seventy-five of this chapter and said driver shall not proceed until such school bus resumes motion, or until signaled by the driver or a police officer to proceed.

NYS VTL 1174

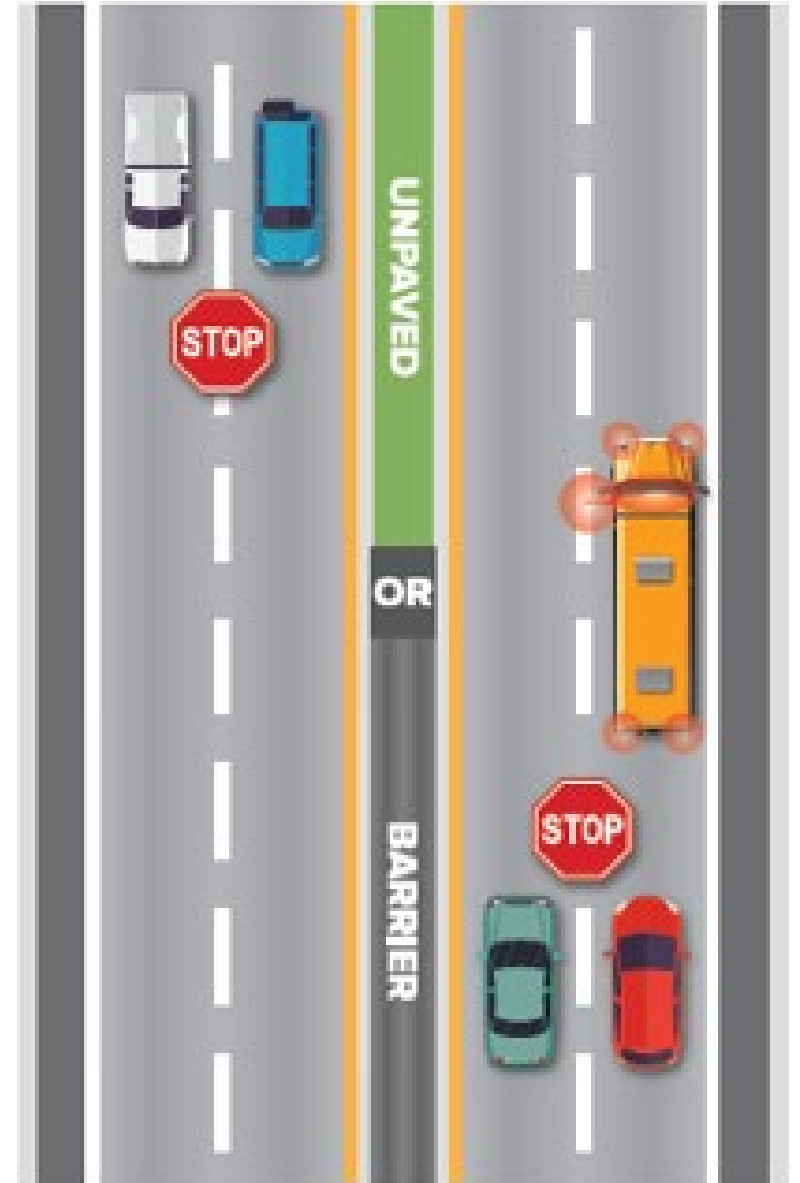
(b) The driver of such school bus, when receiving or discharging passengers who must cross a public highway, street or private road, shall instruct such passengers to cross in front of the bus and the driver thereof shall keep such school bus halted with red signal lights flashing until such passengers have reached the opposite side of such highway, street or private road. Whether such passengers are crossing such highway street or private road or discharging to the same side of such highway, street or private road, the driver of such bus shall keep such school bus halted with red signal lights flashing until such passengers are at least fifteen feet from the bus and either off the highway, street or private road or on a sidewalk.



TWO-LANE



MULTI-LANE PAVED ACROSS



DIVIDED HIGHWAY



Bus Operator Do's and Don'ts

Bus Operator Do's and Don'ts

- DO: Conduct a normal vehicle inspection prior to your journey. If you observe any damage to the BusPatrol equipment, please document this damage. Let your supervisor know as soon as possible. He or she will notify the appropriate personnel so we can get repairs made quickly.
- DO: The driver should activate the lighted system 300 feet prior to a stop location. In New York, this would be the yellow flashing lights. If a vehicle travels through the yellow lights that would not start an event. However, if the yellow lights are engaged 300 feet prior to the actual stop location that should provide sufficient time for the approaching vehicle to slow and stop to adhere to the NYS Vehicle Traffic Law.
- DO: Prior to the bus stopping observe as much as you can around the bus - oncoming vehicles, rearward approaching vehicles, the actual stop location, etc. In addition, stop the bus closer to the right side of the lane near the fog or white line. If there is no white line, then you can stop your bus closer to the edge of the road. This technique may prevent right side violations.
- DO: Ensure the bus comes to a COMPLETE STOP. Then the red lights (front and rear) will engage, and the system will capture events (violation vehicles). After the kids are fully exited and safely off the roadway or safely on the bus, then disengage the red lights and proceed with the bus route.
- DO: Remember dangerous stop locations: the other side of hills, in curves, intersections, etc. Activate your yellow lights sooner to gain other drivers' attention.

Bus Operator Do's and Don'ts

- **DON'T:** Operate your stop-arm system as you normally would. Do not try to obtain more violators by stopping short of a stop location to engage your red lights. Our camera system will observe and document all violators naturally. Each event will begin the approval/disapproval process. As stated before, if the Yellow Lights are not activated properly, the event captured will show that the operator may not have had enough time to stop. This will allow the citation to be dismissed.
- **DON'T:** Do NOT wave people through activated red lights. This will cause our camera system to capture the event and start the approval/disapproval process for that event. If you want drivers to pass, then do not activate the red lights/stop-arm system.
- **DON'T:** Do Not pull the School Bus 'Off the Roadway', unless necessary. If the School Bus is off the Roadway, the event will be captured but a Citation will most likely not be issued.
- **DON'T:** Do Not unnecessarily activate the red lights/stop-arm. Whenever the lights are activated, an event will be captured. But unless the event adheres to NYS Law, a Citation will NOT be issued.

Final Thoughts:

- To issue a Citation the School Bus Must be completely stopped. The cameras are already on. You don't need to do anything different to get the Citation issued.
- As a rule, Please Don't wave people through. If its not on Camera, they will probably be found guilty.
- Try to stay on the Roadway. If the School Bus is off the Roadway, it may be disapproved.
- Yellow Lights are critical to determine if a Vehicle had enough time to stop.
- If you use red lights for anything other than picking up and discharging children a citation will most likely still be issued.